

## LAMPIRAN

### Lampiran 1 Hasil Data Analisa Sperma


Kelompok	Individu	Parameter Kualitas Sperma					
		Jumlah Sperma (dalam Juta)	Motilitas (%)			Morfologi(%)	
			Sangat Baik	Cukup Baik	Tidak Bergerak	Normal	Abnormal
K1	1	12.3	40	30	30	52	48
	2	36.4	65	20	15	54	46
	3	12.8	50	25	15	41	59
	4	13.8	50	25	25	61	39
	5	24.5	50	20	30	57	43
	mean	19.96	51.00	24.00	23.00	53.00	47.00
	sd	10.47	8.94	4.18	7.58	7.52	7.52
K2	1	13.1	50	25	25	51	49
	2	17.2	40	30	30	38	62
	3	16.2	30	40	30	40	60
	4	24.3	30	30	40	34	66
	5	18.3	30	40	30	37	63
	mean	17.82	36.00	33.00	31.00	40.00	60.00
	sd	4.11	8.94	6.71	5.48	6.52	6.52
P1	1	34.2	30	40	30	58	42
	2	32.5	20	20	60	52	42
	3	31.5	30	30	40	55	45
	4	39.4	30	40	30	60	40
	5	38.7	40	40	20	54	46
	mean	35.26	30.00	34.00	36.00	55.80	43.00
	sd	3.60	7.07	8.94	15.17	3.19	2.45
P2	1	55.8	20	40	40	58	42
	2	40.2	50	30	30	53	47
	3	48.8	30	40	30	63	37
	4	48.8	30	40	30	62	38
	5	36.5	30	40	30	46	54
	mean	46.02	32.00	38.00	32.00	56.40	43.60
	sd	7.67	10.95	4.47	4.47	7.02	7.02
P3	1	35.4	70	20	10	56	44
	2	36.8	60	30	10	65	35
	3	44.4	70	20	20	58	42
	4	27.3	40	20	40	48	52
	5	51.7	60	10	30	54	46

	mean	39.12	60.00	20.00	22.00	56.20	43.80
	sd	9.29	12.25	7.07	13.04	6.18	6.18
P4	1	53.4	60	30	10	51	49
	2	63.5	70	20	10	59	41
	3	45.6	60	30	10	52	48
	4	34.7	50	20	30	63	37
	5	32.8	30	20	50	51	49
	mean	46.00	54.00	24.00	22.00	55.20	44.80
	sd	12.88	15.17	5.48	17.89	5.50	5.50

### Lampiran 2 Proses Adaptasi



**Lampiran 3 Proses Pembedahan dan Pengambilan Organ****Lampiran 4 Proses Pewarnaan Preparat**



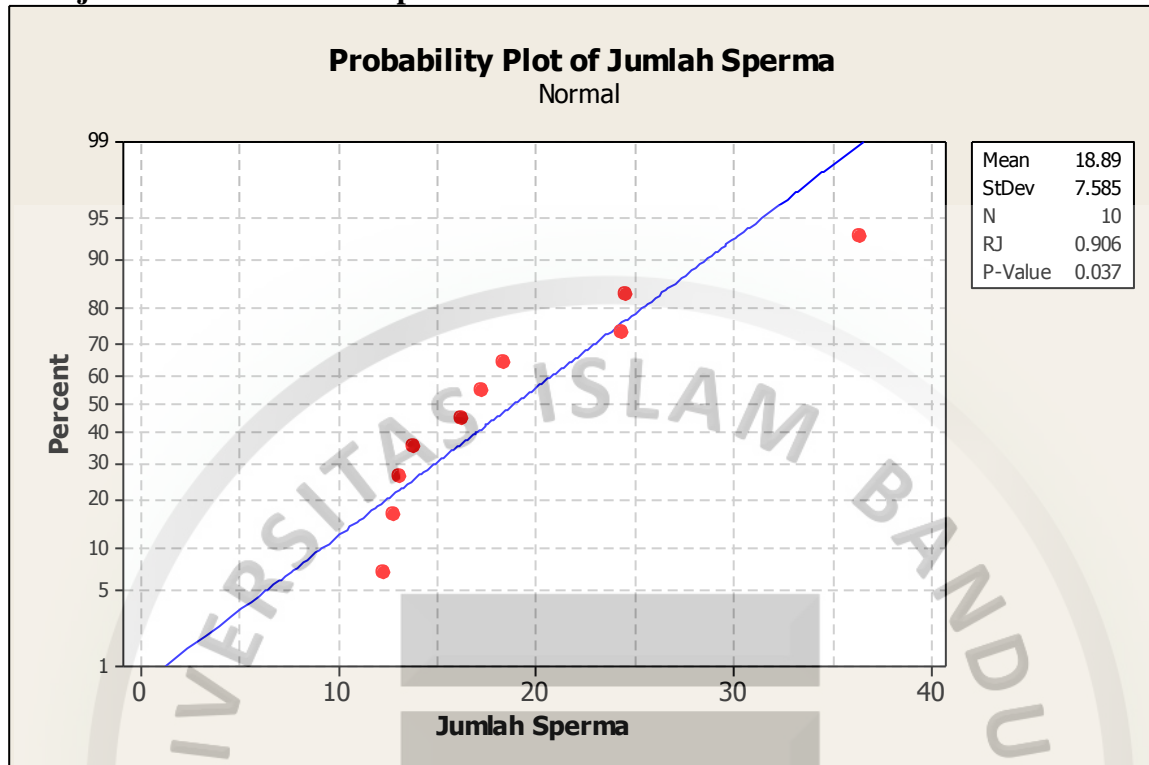
### Lampiran 5 Hasil Sperma yang Sudah di Bedah



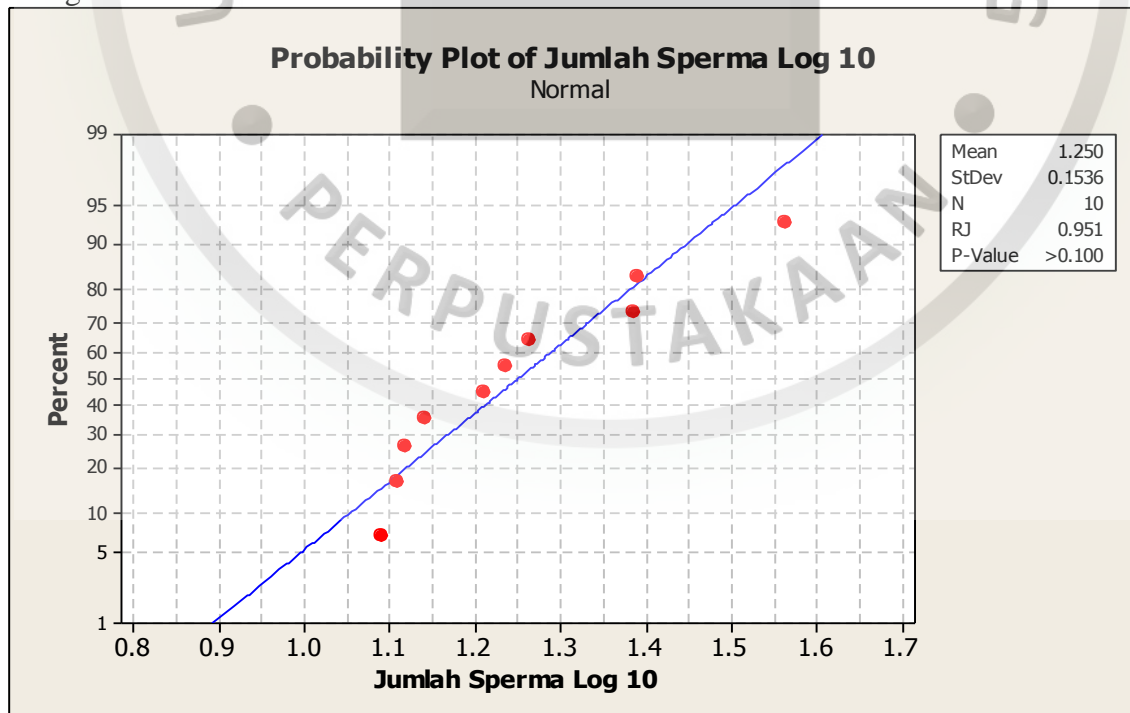
## Lampiran 6 Hasil Output SPSS

### UJI NORMALITAS KELOMPOK 1 & 2

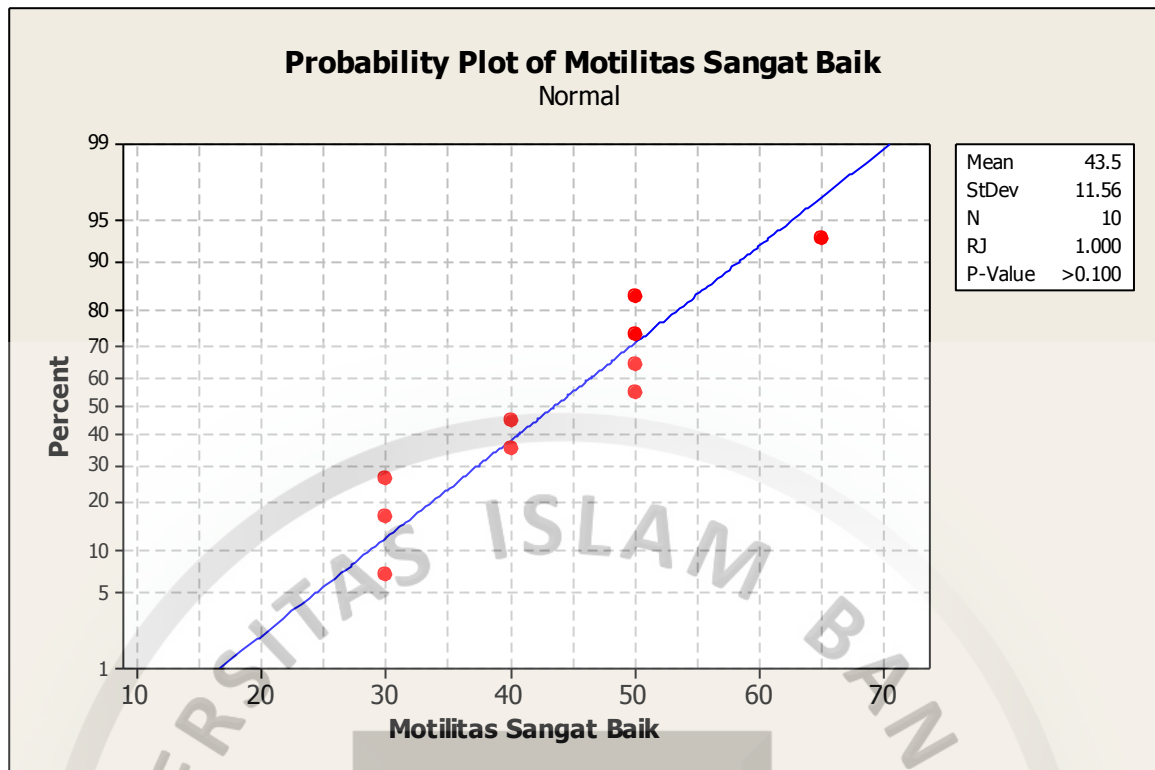
#### 1. Uji Normalitas Jumlah Sperma



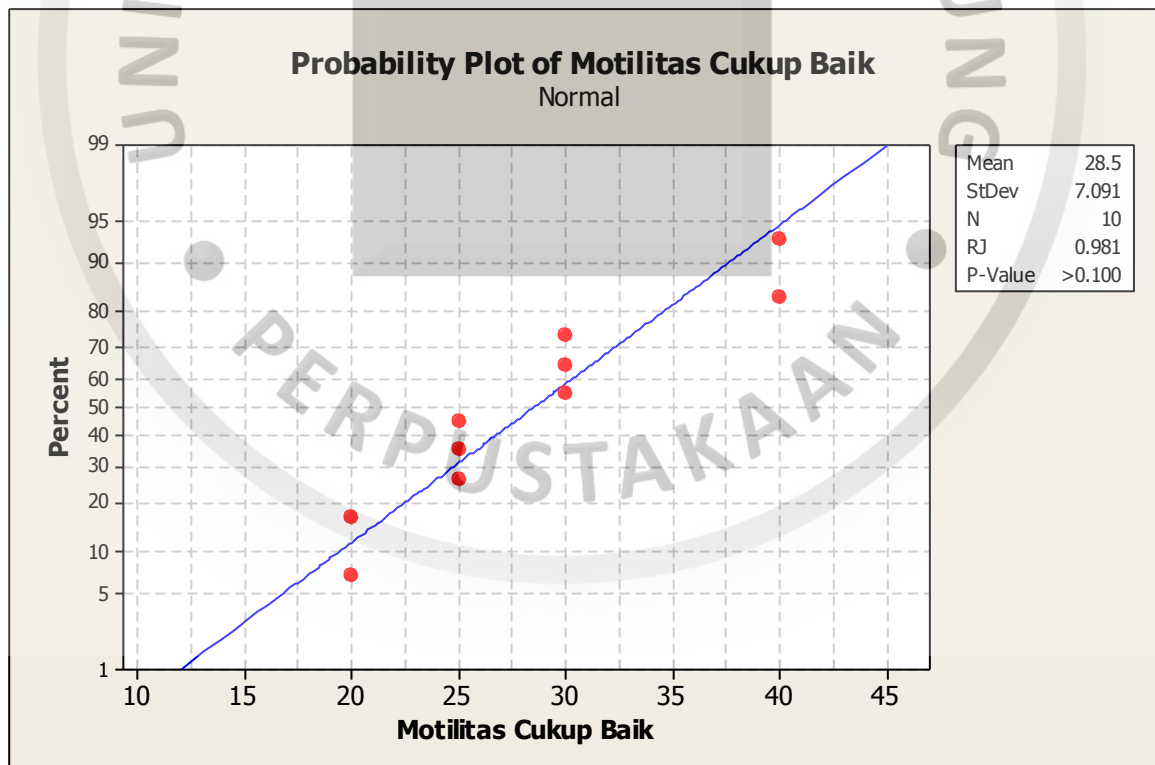
Data jumlah sperma ditransformasi dengan fungsi Log10 sehingga diperoleh uji normalitas sebagai berikut:



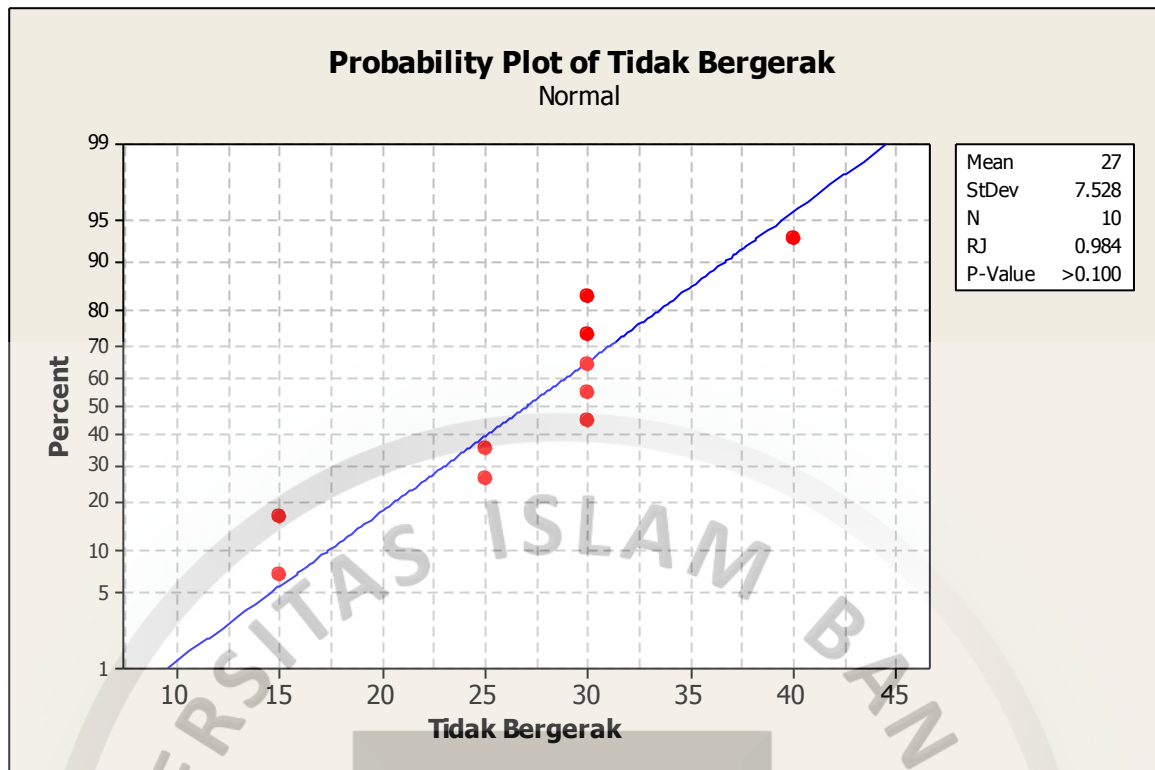
#### 2. Uji Normalitas Motilitas sangat Baik



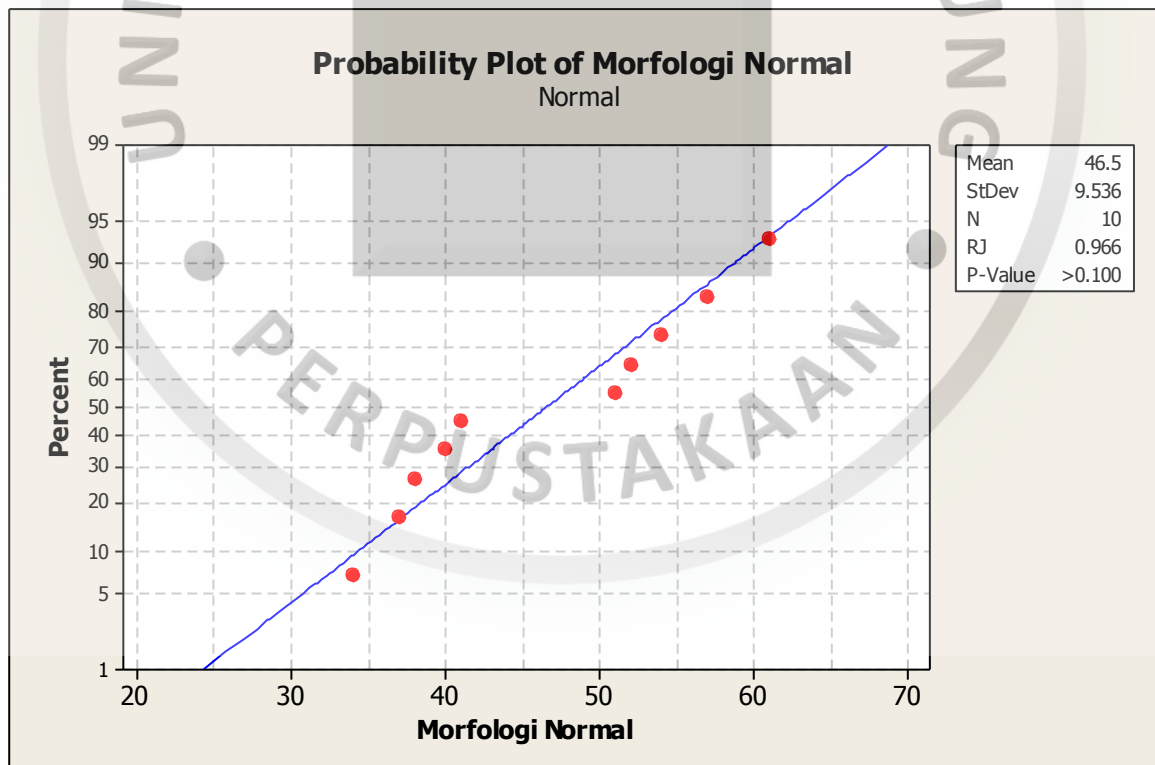
### 3. Uji Normalitas Motilitas cukup Baik



### 4. Uji Normalitas Motilitas tidak Bergerak

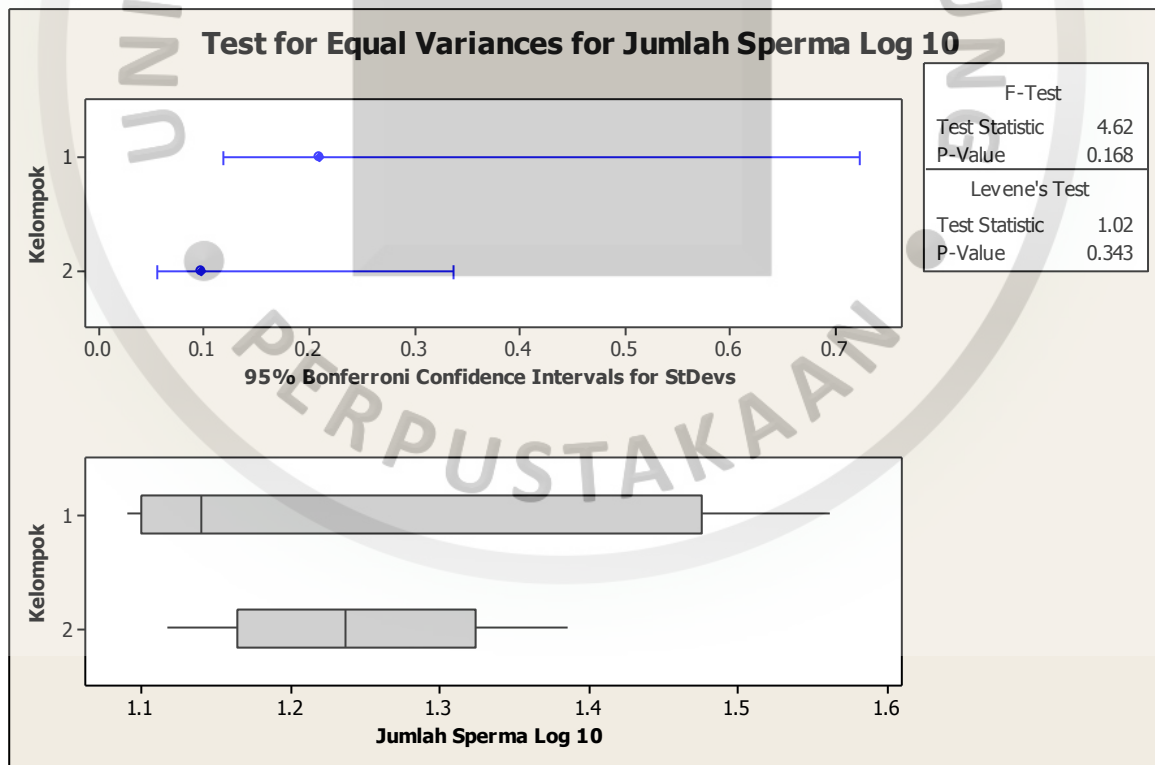
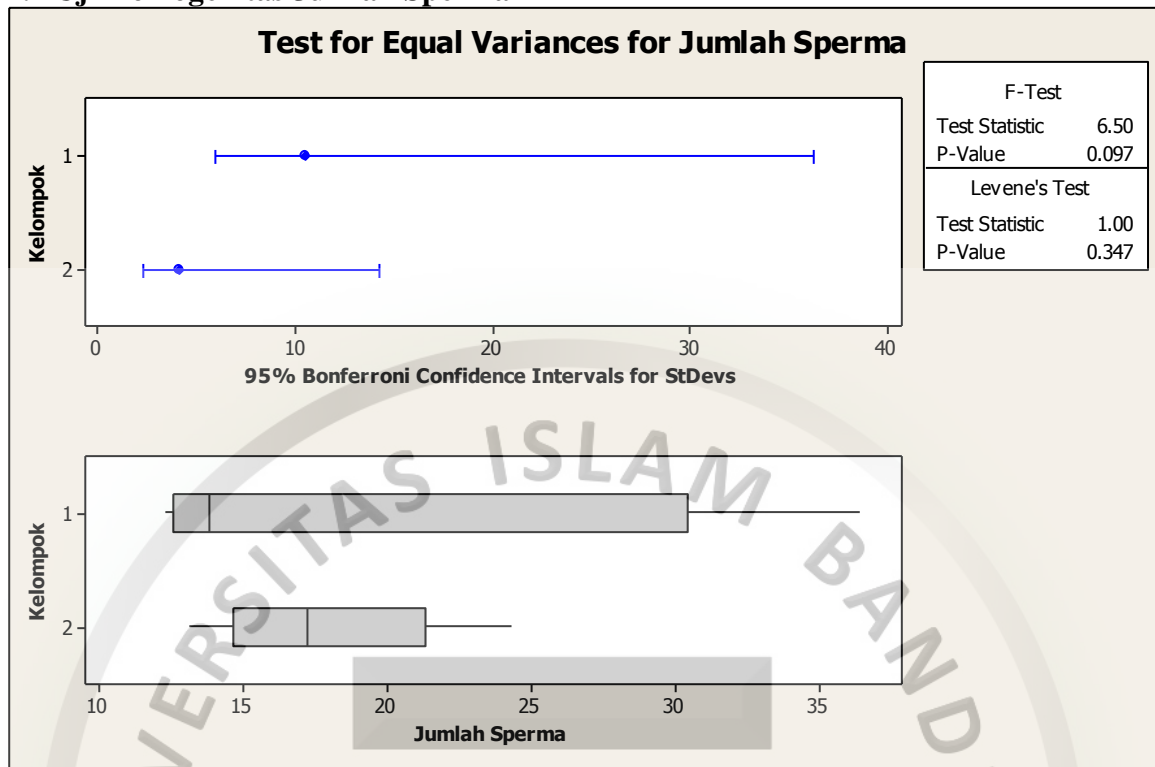


#### 5. Uji Normalitas Morfologi Normal



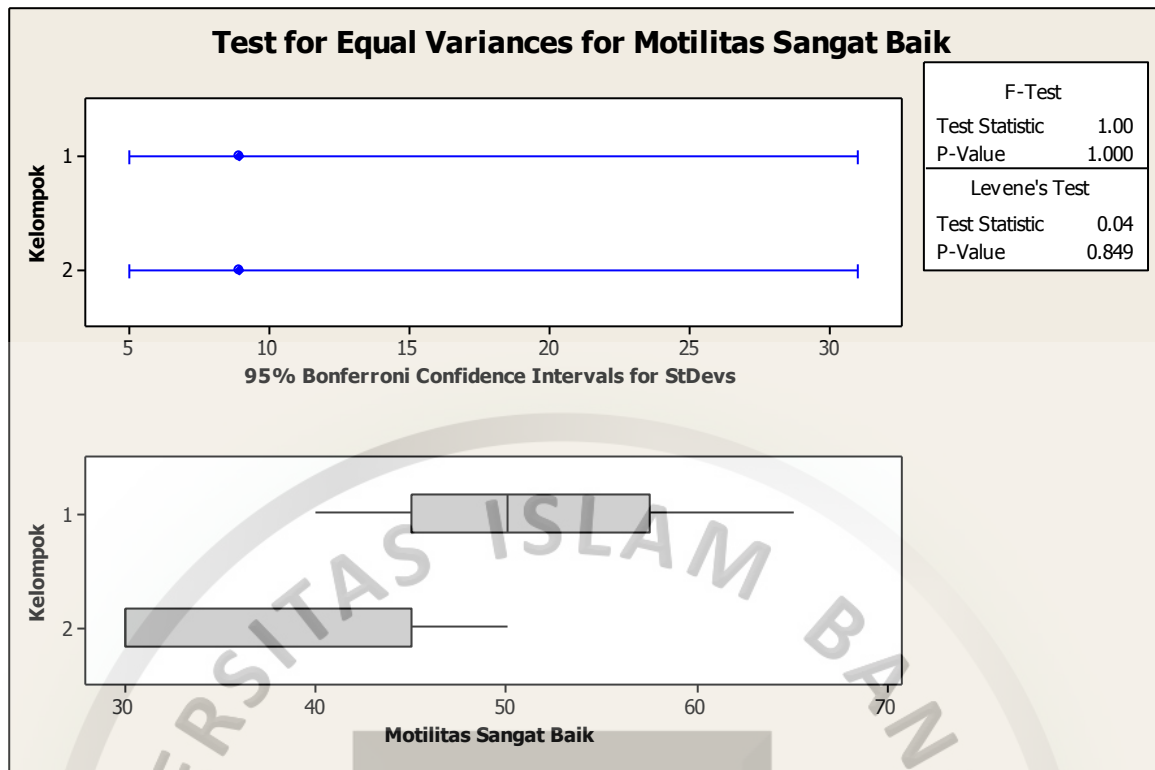
## UJI HOMOGENITAS KELOMPOK 1 & 2

### 1. Uji Homogenitas Jumlah Sperma

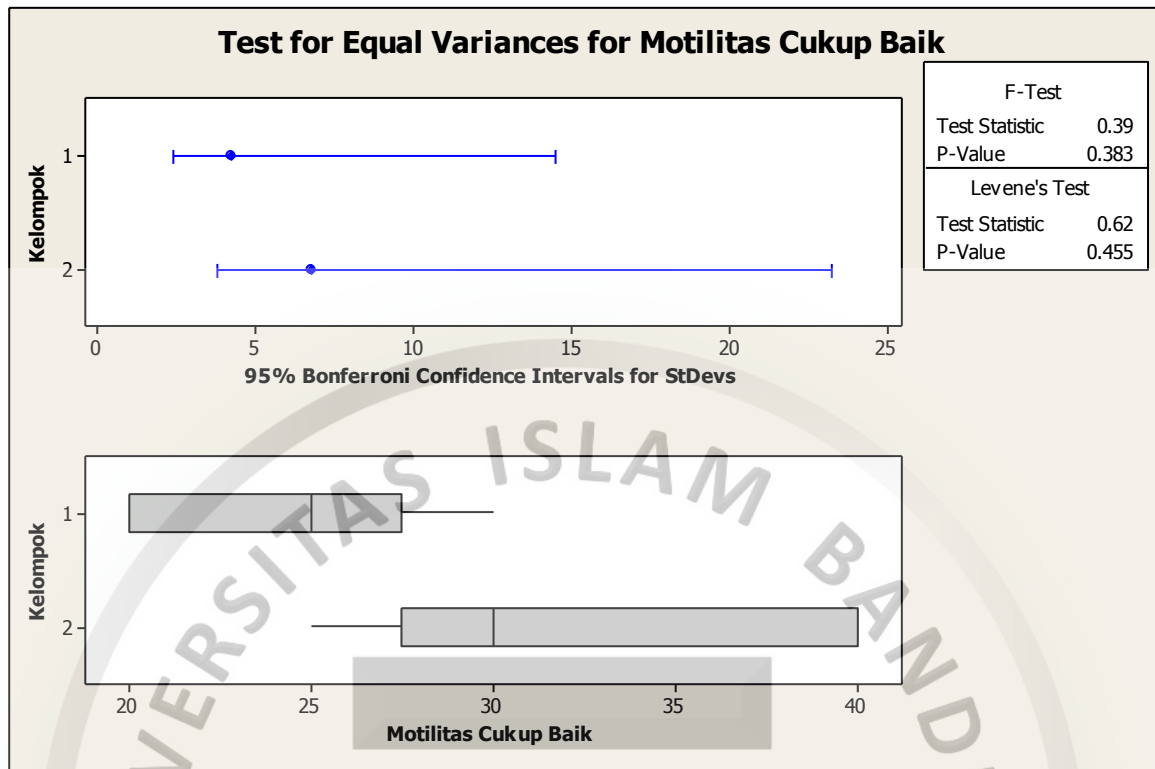


### 2. Uji Homogenitas Motilitas sangat Baik

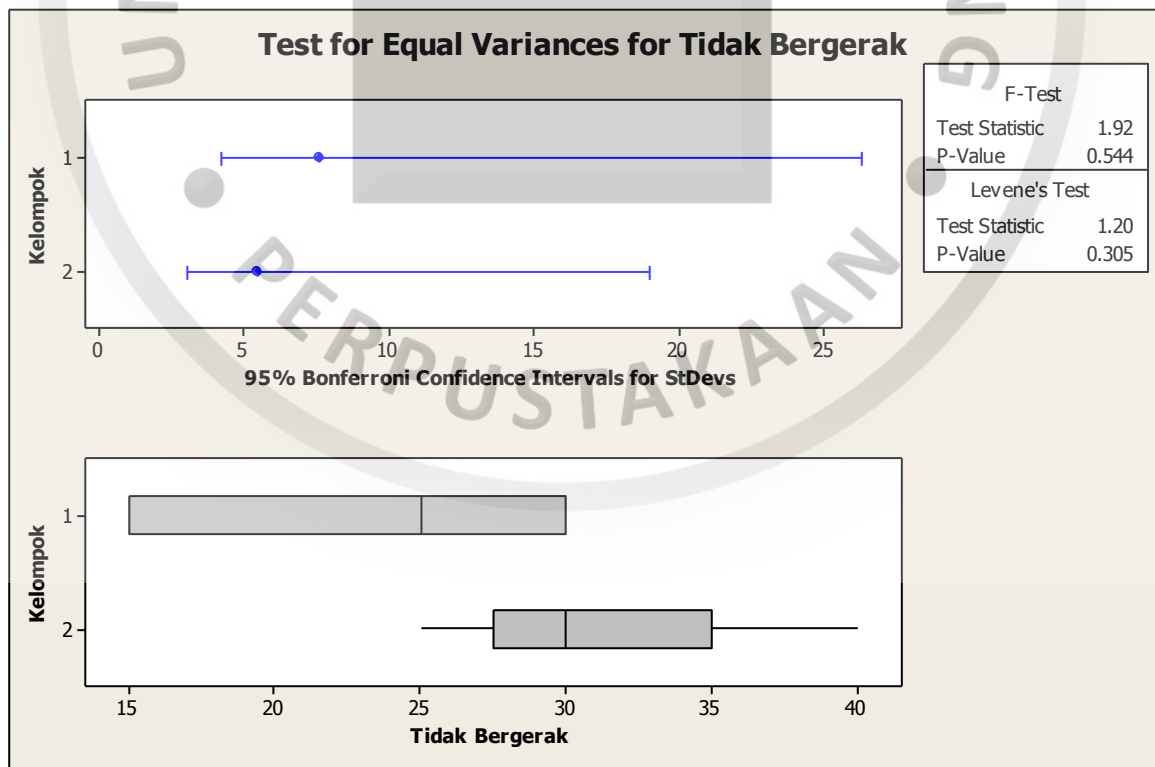




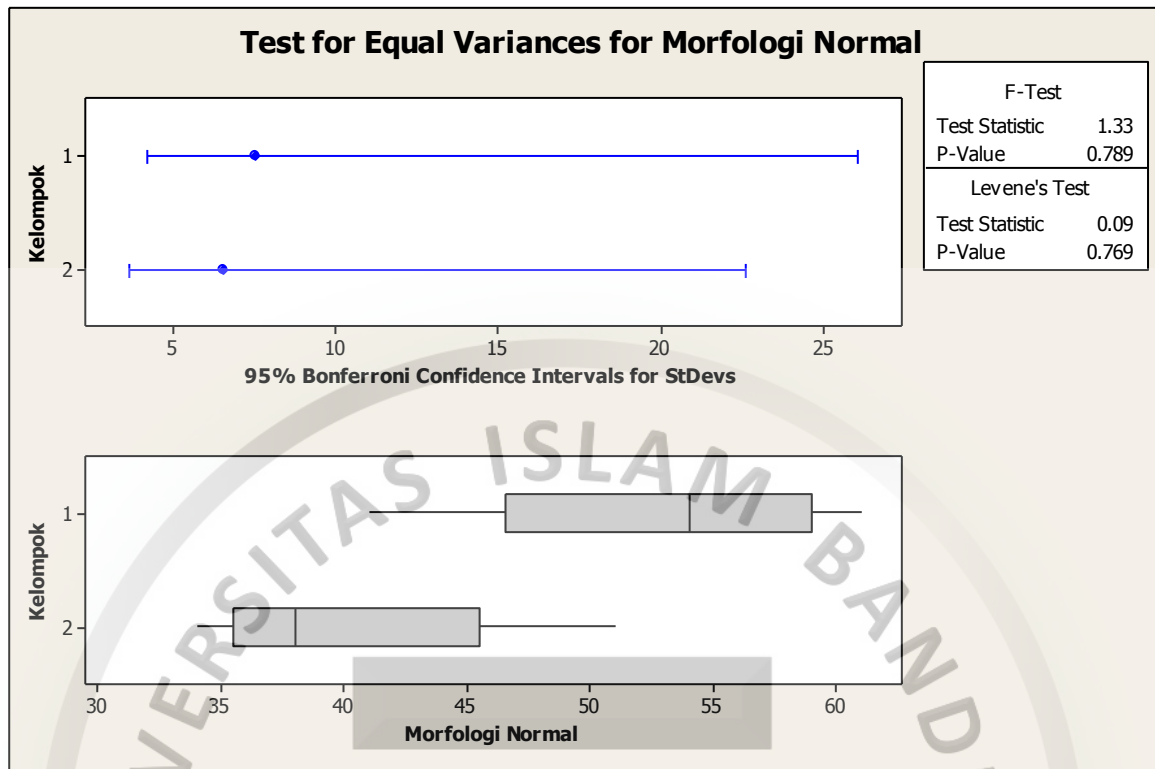
### 3. Uji Homogenitas Motilitas cukup Baik



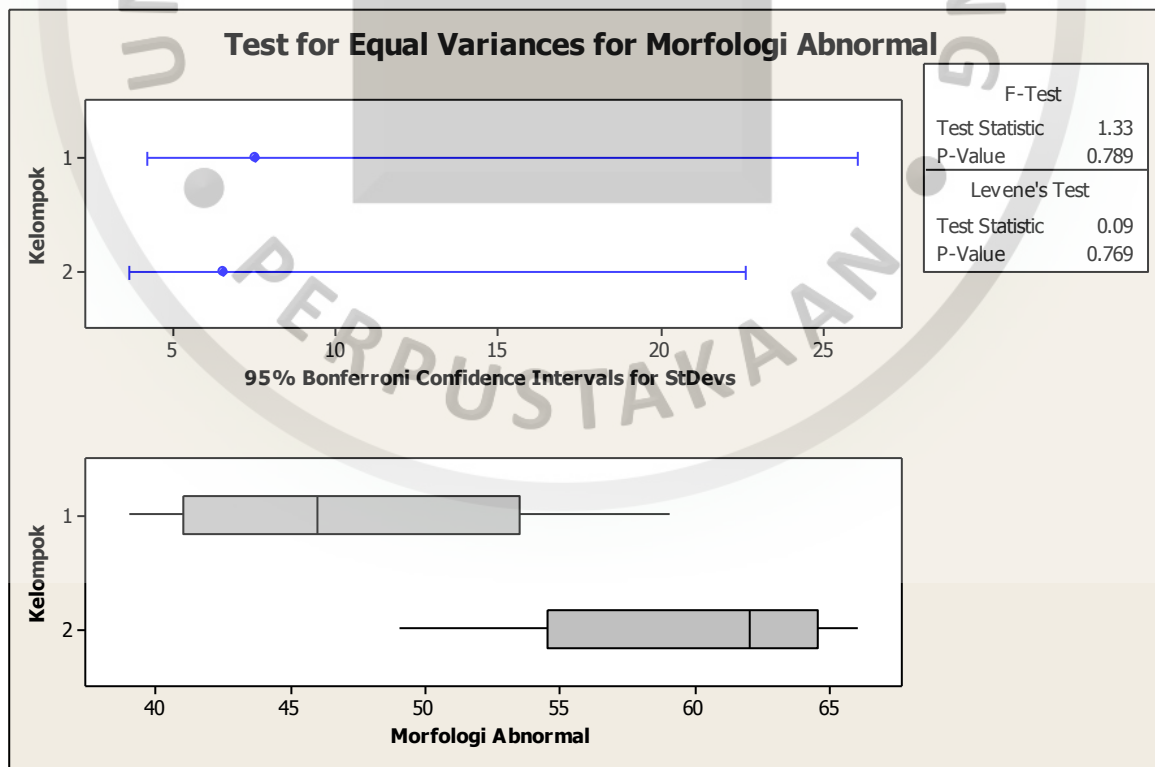
### 4. Uji Homogenitas Motilitas tidak Bergerak



## 5. Uji Homogenitas Morfologi Normal

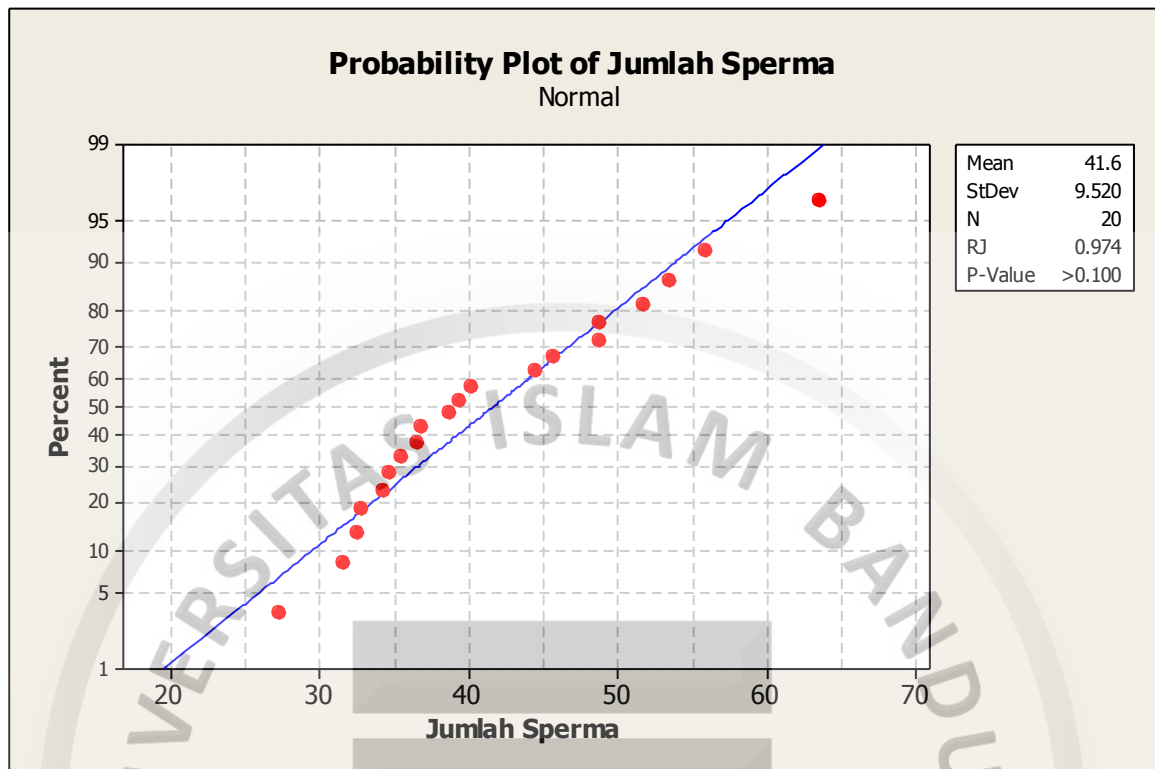


## 6. Uji Homogenitas Motilitas Abnormal

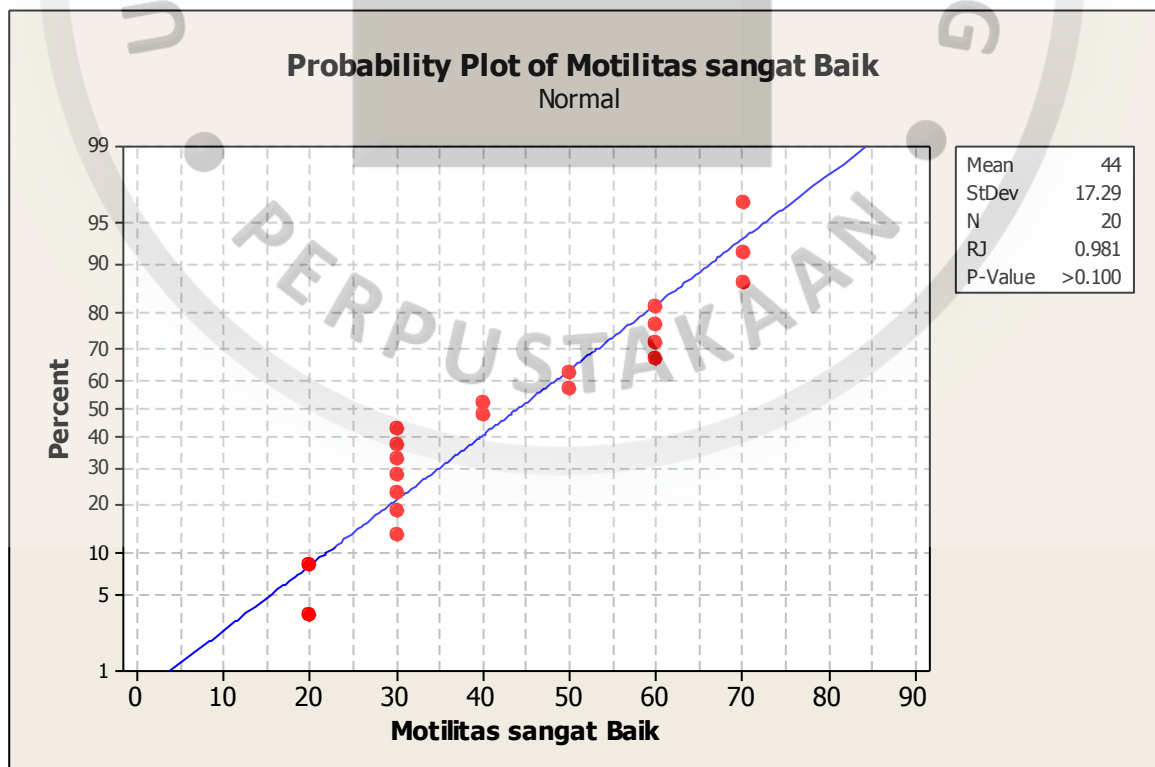


## UJI NORMALITAS KELOMPOK KP1-KP4

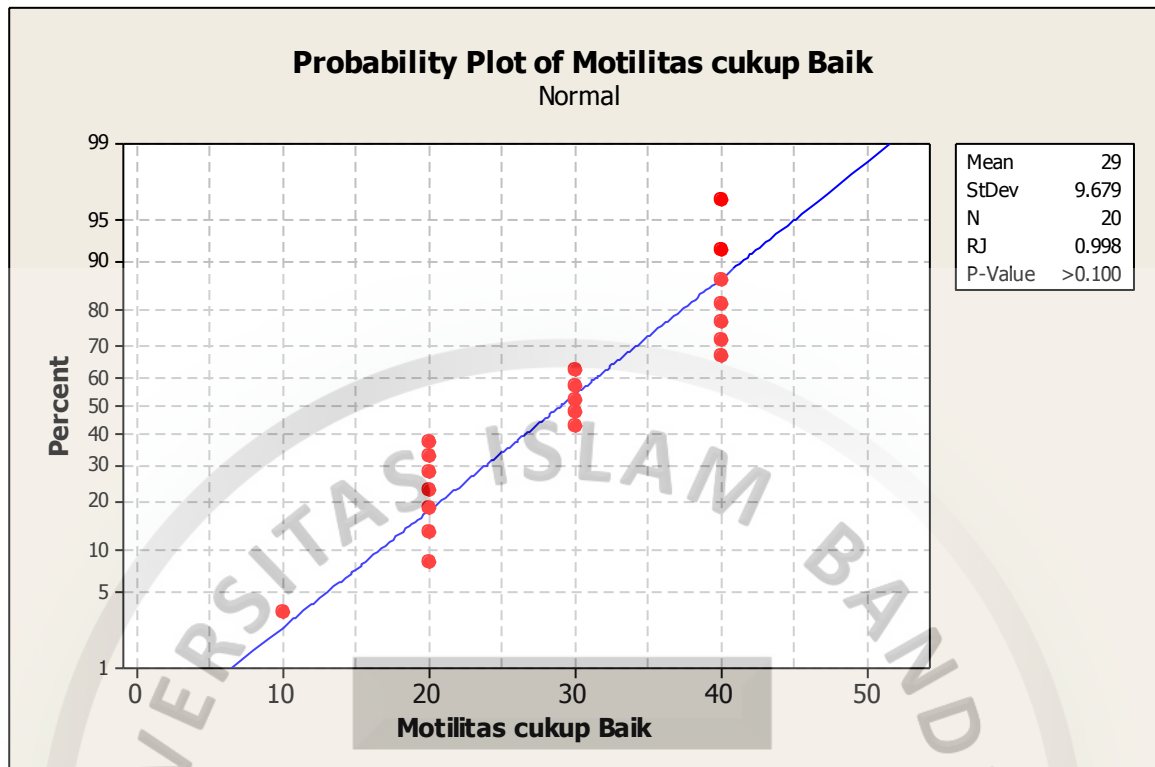
### 1. Uji Normalitas Jumlah Sperma



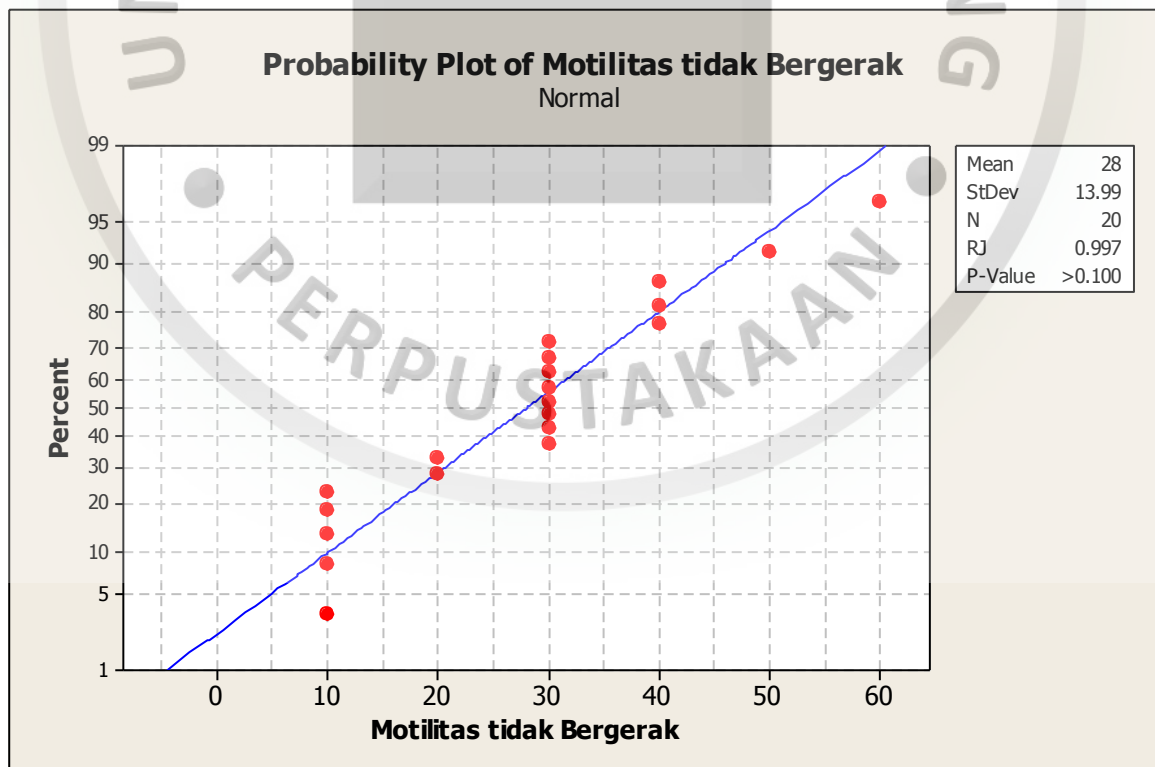
### 2. Uji Normalitas Motilitas sangat Baik



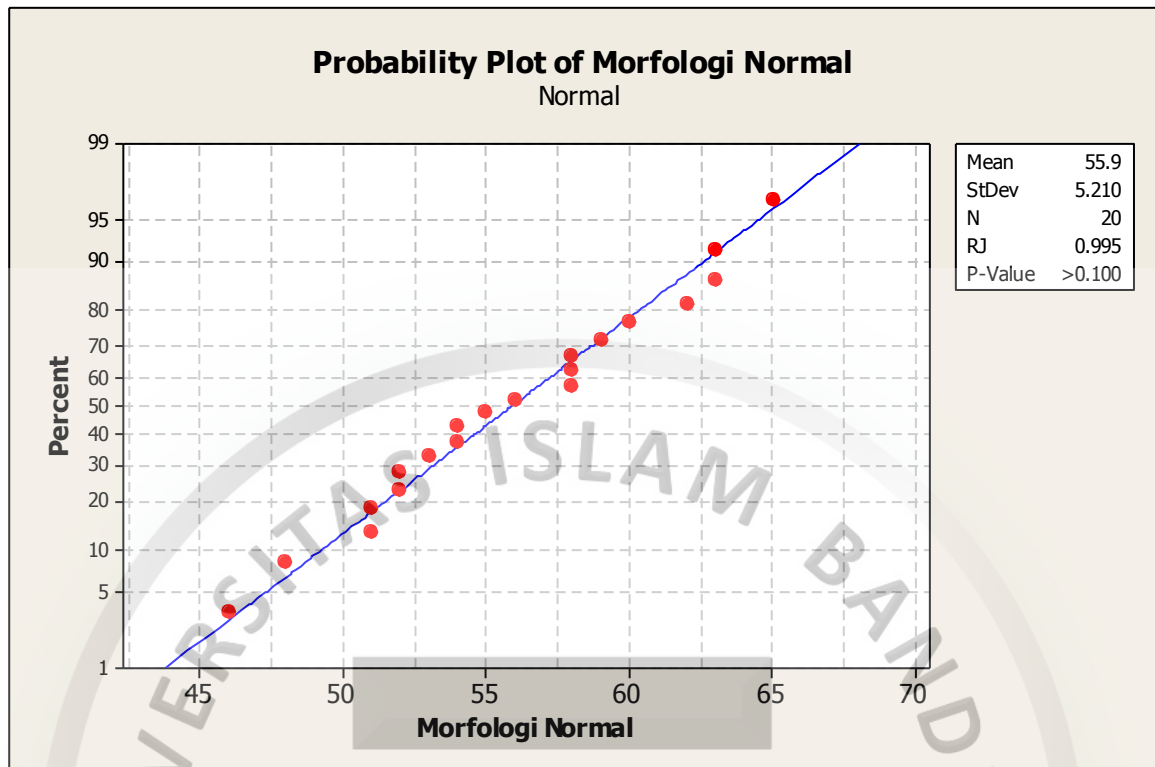
### 3. Uji Normalitas Motilitas cukup Baik



### 4. Uji Normalitas Motilitas tidak Bergerak



## 5. Uji Normalitas Morfologi Normal



### UJI T-TEST INDEPENDENT

Karena parameter jumlah sperma tidak terdistribusi normal maka analisis statistik dilakukan dengan menggunakan uji Man-Whitney

### Mann-Whitney Test and CI: Jumlah Sperma Kel 1, Jumlah Sperma Kel 2

	N	Median
Jumlah Sperma Kel 1	5	13.80
Jumlah Sperma Kel 2	5	17.20

Point estimate for ETA1-ETA2 is -0.80  
 96.3 Percent CI for ETA1-ETA2 is (-10.51,19.20)  
 W = 26.0  
 Test of ETA1 = ETA2 vs ETA1 not = ETA2 is significant at 0.8345

Atau menggunakan T-Test untuk hasil transformasi Log 10 sebagai berikut

### Test for Equal Variances for Jumlah Sperma Log 10

### Two-Sample T-Test and CI: Jumlah Sperma Log 10, Kelompok

Two-sample T for Jumlah Sperma Log 10

Kelompok	N	Mean	StDev	SE Mean
1	5	1.257	0.209	0.093
2	5	1.2421	0.0971	0.043

Difference = mu (1) - mu (2)

Estimate for difference: 0.015  
 95% CI for difference: (-0.249, 0.280)  
 T-Test of difference = 0 (vs not =): T-Value = 0.15 P-Value = 0.887 DF = 5

### Two-Sample T-Test and CI: Motilitas Sangat Baik, Kelompok

Two-sample T for Motilitas Sangat Baik

Kelompok	N	Mean	StDev	SE Mean
1	5	51.00	8.94	4.0
2	5	36.00	8.94	4.0

Difference = mu (1) - mu (2)  
 Estimate for difference: 15.00  
 95% CI for difference: (1.96, 28.04)  
 T-Test of difference = 0 (vs not =): T-Value = 2.65 P-Value = 0.029 DF = 8

### Two-Sample T-Test and CI: Motilitas Cukup Baik, Kelompok

Two-sample T for Motilitas Cukup Baik

Kelompok	N	Mean	StDev	SE Mean
1	5	24.00	4.18	1.9
2	5	33.00	6.71	3.0

Difference = mu (1) - mu (2)  
 Estimate for difference: -9.00  
 95% CI for difference: (-17.65, -0.35)  
 T-Test of difference = 0 (vs not =): T-Value = -2.55 P-Value = 0.044 DF = 6

### Two-Sample T-Test and CI: Tidak Bergerak, Kelompok

Two-sample T for Tidak Bergerak

Kelompok	N	Mean	StDev	SE Mean
1	5	23.00	7.58	3.4
2	5	31.00	5.48	2.4

Difference = mu (1) - mu (2)  
 Estimate for difference: -8.00  
 95% CI for difference: (-17.89, 1.89)  
 T-Test of difference = 0 (vs not =): T-Value = -1.91 P-Value = 0.097 DF = 7

### Two-Sample T-Test and CI: Morfologi Normal, Kelompok

Two-sample T for Morfologi Normal

Kelompok	N	Mean	StDev	SE Mean
1	5	53.00	7.52	3.4
2	5	40.00	6.52	2.9

Difference = mu (1) - mu (2)  
 Estimate for difference: 13.00  
 95% CI for difference: (2.48, 23.52)  
 T-Test of difference = 0 (vs not =): T-Value = 2.92 P-Value = 0.022 DF = 7

### Two-Sample T-Test and CI: Morfologi Abnormal, Kelompok

Two-sample T for Morfologi Abnormal

::repository.unisba.ac.id::

Kelompok	N	Mean	StDev	SE Mean
1	5	47.00	7.52	3.4
2	5	60.00	6.52	2.9

Difference =  $\mu(1) - \mu(2)$

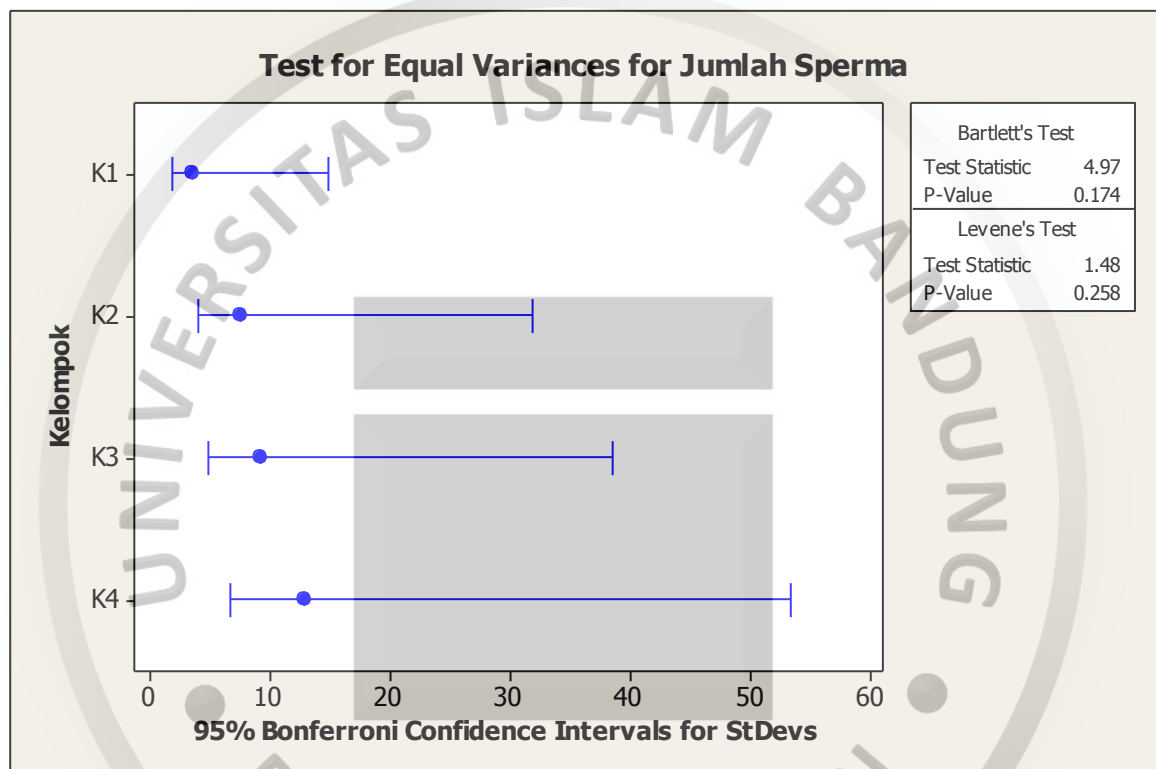
Estimate for difference: -13.00

95% CI for difference: (-23.52, -2.48)

T-Test of difference = 0 (vs not =): T-Value = -2.92 P-Value = 0.022 DF = 7

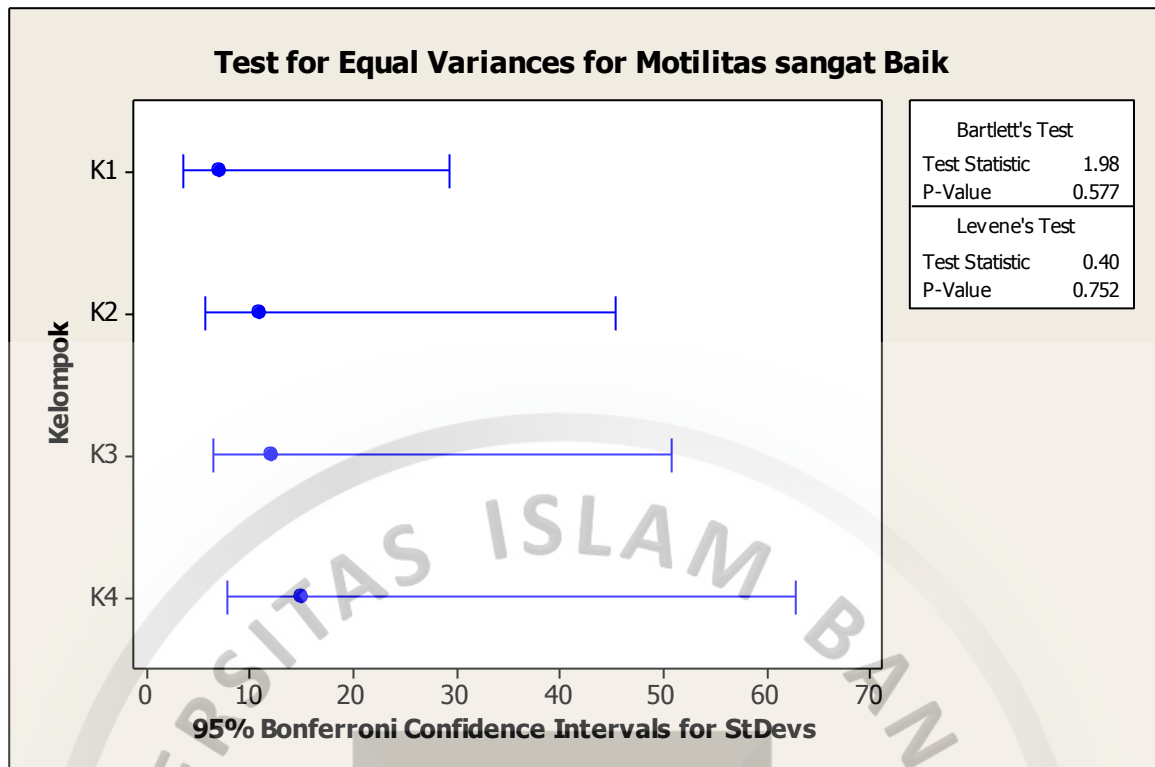
## UJI HOMOGENITAS KELOMPOK KP1-KP4

### 1. Uji Homogenitas Jumlah Sperma

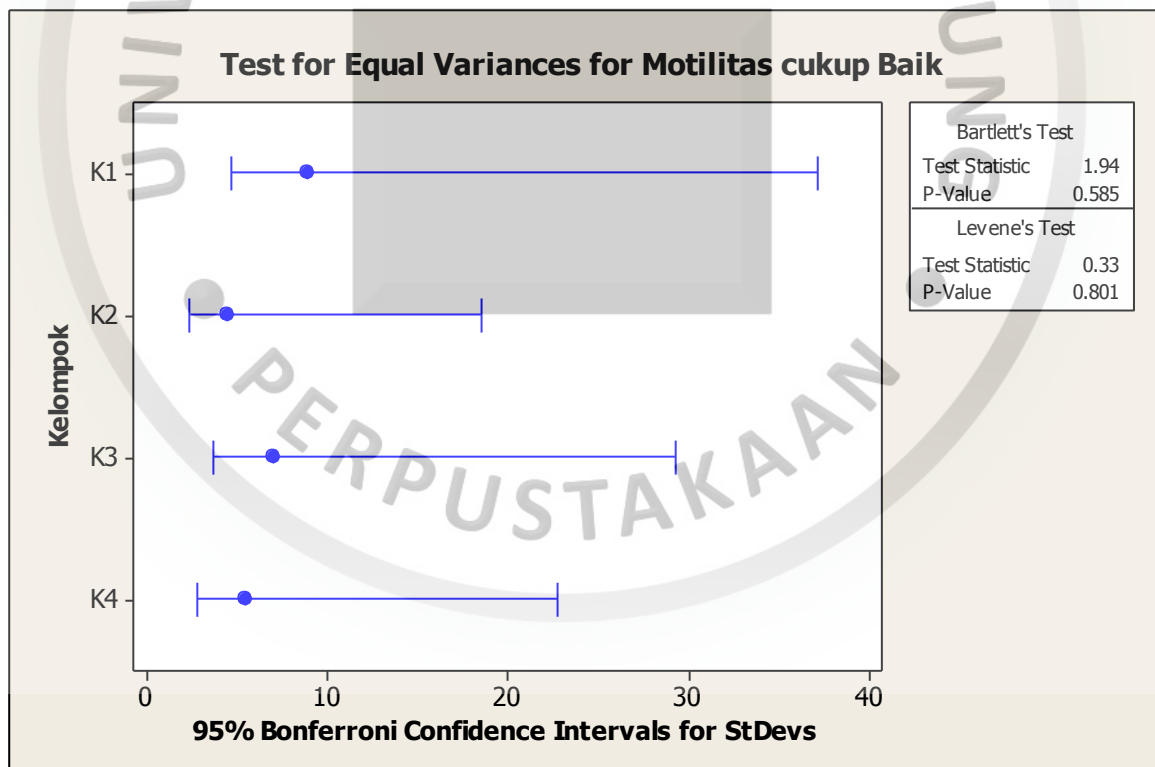


### 2. Uji Homogenitas Motilitas sangat Baik

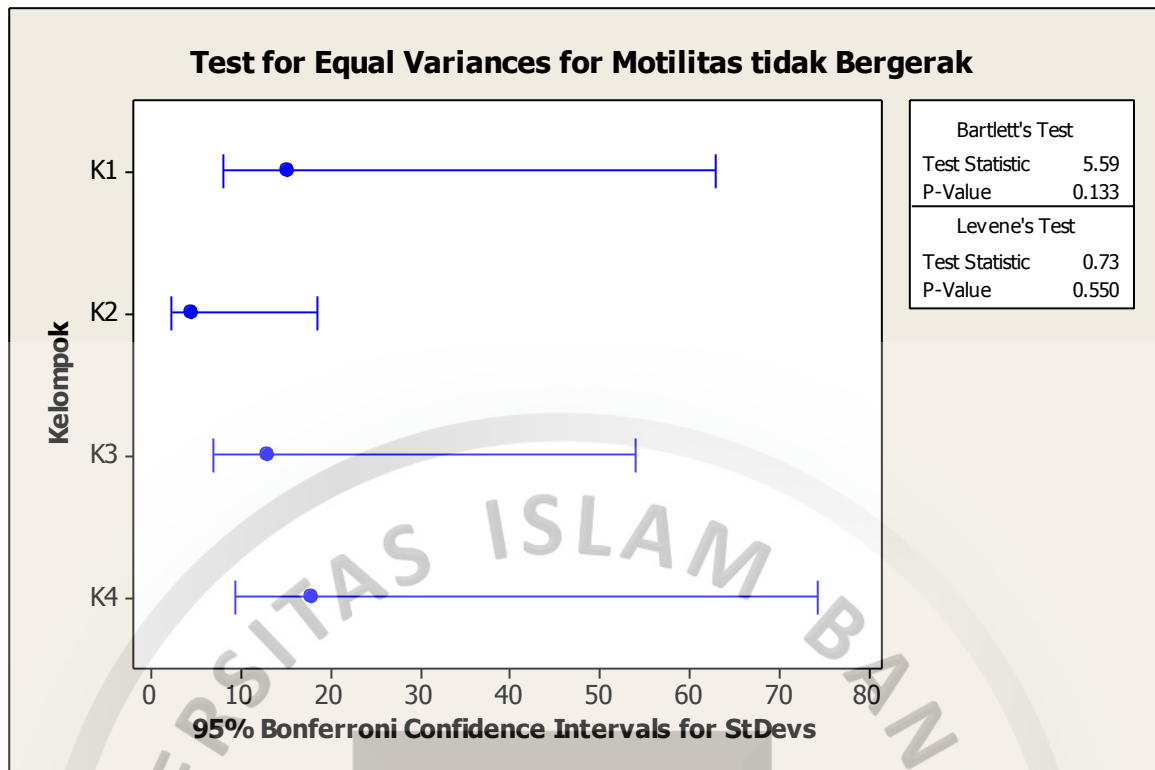




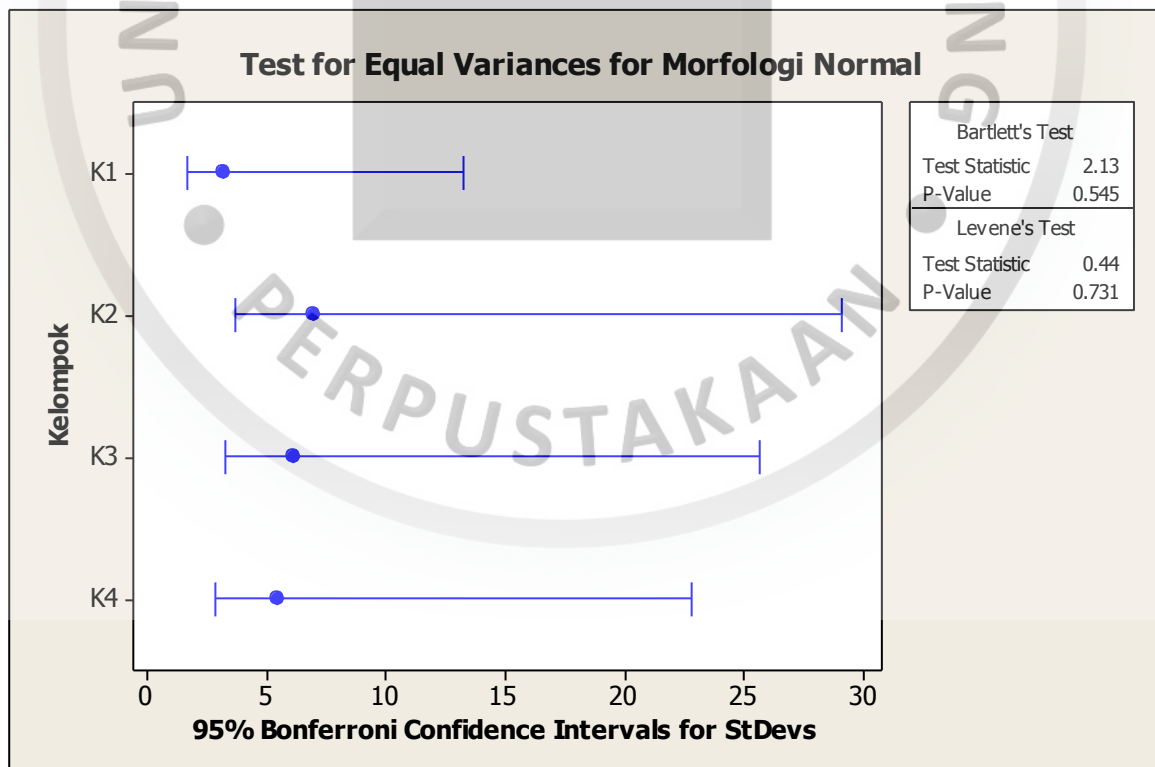
### 3. Uji Homogenitas Motilitas cukup Baik




### 4. Uji Homogenitas Motilitas tidak Bergerak



### 5. Uji Homogenitas Morfologi Normal



### 6. Uji Homogenitas Motilitas Abnormal



## Lampiran 7 Surat Persetujuan Etik



**FAKULTAS KEDOKTERAN UNIVERSITAS ISLAM BANDUNG**  
**KOMITE ETIK PENELITIAN KESEHATAN**  
 Jl. Tamansari No. 22 PO.BOX 1357 Telp. (022) 4203368 (hunting) Pes. 6905 Fax. 4231213 Bandung 40116



**PERSETUJUAN ETIK**  
**ETHICAL APPROVAL**

Nomor: 130/Komite Etik.FK/IV/2019

*Bismillahirrahmanirrahim*

Komite Etik Penelitian Kesehatan Fakultas Kedokteran Universitas Islam Bandung, dalam upaya melindungi hak asasi dan kesejahteraan subjek penelitian kesehatan serta menjamin bahwa penelitian yang menggunakan formulir survei/registrasi/surveilans/epidemiologi/humaniora/sosial budaya/ bahan biologi tersimpan/sel punca dan nonklinis lainnya berjalan dengan memperhatikan implikasi etik, hukum, sosial, dan nonklinis lainnya yang berlaku telah mengkaji dengan teliti proposal penelitian berjudul:

*The Health Research Ethics Committee, Faculty of Medicine, Universitas Islam Bandung in order to protect the rights and welfare of the health research subject, and to guaranty that the research using survey questionnaire/surveillance/epidemiology/humanities/social-cultural archived biological materials/ stem cell/other non-clinical materials, will carried out according to ethical, legal, social implications and other applicable regulations, has been troughly reviewed the proposal entitled:*

**Pengaruh Pemberian Ekstrak Tomat (*Lycopersicon esculentum*) terhadap Kualitas Sperma Mencit (*Mus musculus L*) Model Infertil**

Nama mahasiswa  
Student : Dewi Pamor Cahyaning Kusuma Wardani

NPM  
Student Batch Number : 10100116149

Pembimbing 1  
Supervisor 1 : RB. Soeherman Herdiningrat, dr., M.Kes.

Pembimbing 2  
Supervisor 2 : Annisa Rahmah Furqaani, S.Si., M. Biomed.

Nama institusi  
Institution : Fakultas Kedokteran Universitas Islam Bandung

penelitian tersebut dapat disetujui pelaksanaannya.  
*hereby declare that the proposal is approved.*

Demikian, surat keterangan ini dibuat dengan sebenar-benarnya dan untuk digunakan sebagaimana mestinya.

Ditetapkan di: Bandung  
 Issued in  
 Pada tanggal: 30 April 2019  
 Date

Ketua  
Chairman  
  
**Prof. Herry Garna, dr., Sp.A(K), Ph.D.**

Keterangan/notes:  
 Persetujuan etik ini berlaku selama satu tahun sejak tanggal ditetapkan.  
*This ethical clearance is effective for one year from the due date.*  
 Pada akhir penelitian, laporan pelaksanaan penelitian harus diserahkan ke Komisi Etik Penelitian Kesehatan.  
*In the end of the research, progress and final summary report should be submitted to the Health Research Ethics Committee.*  
 Jika ada perubahan atau penyimpangan protokol dan/atau perpanjangan penelitian harus mengajukan kembali permohonan kajian etik penelitian.  
*If there be any protocol modification or deviation and/or extension of the study, the principal investigator is required to resubmit the protocol for approval.*  
 Jika ada kejadian serius yang tidak diinginkan (KTD) harus segera dilaporkan ke Komisi Etik Penelitian Kesehatan.  
*If there are serious adverse events (SAE) should be immediately reported to the Health Research Ethics Committee.*